

THE SMART WAY®
SAFETY | INNOVATION | PLANNING | PROCESS | EXPERTISE

Power Generation Solutions



**For Boiler Maintenance,
Turnarounds, Capital
Work & Emergencies**



Seamless Multiservice Solutions

Award-winning safety. The most experienced engineers. More locations and inventory. Seamless multiservice solutions. When you boil it down, we have everything you need to handle boiler maintenance, repair and capital projects faster, safely and at the lowest installed cost – THE SMART WAY®.



Boiler Access

Wall Tubes and Panels

When water wall tubes and panels need to be replaced or repaired, we can provide quick, safe access to reduce downtime. For concentrated jobs – those in a targeted or isolated area – QuikDeck® eliminates the need for a full scaffold buildup. If tubing work is required, Swing Stages are ideal. For major water wall tube work or a full boiler blast, our Systems™ Scaffold can safely and efficiently provide complete access.

Burner Replacement

If access to burners is needed, for repair or replacement, our Systems Scaffold is the best solution. Systems gives contractors access to walls and the lower portion of the boiler, in the tough-to-reach places.

Superheater Work Covered

Superheater work can require access to a number of areas,

mostly above the bull nose. By using QuikDeck, we can provide access to a boiler's superheaters, without building scaffold from the base, significantly reducing schedules and labor costs. For tight spots, we have a variety of tubes and clamps that can fit through virtually any access point. Our Tube & Clamp Scaffold can also be used simultaneously with QuikDeck for a platform and scaffold buildup above the bull nose.

Inspections

When a simple inspection is in order, our SafAscent™ Swing Stages provide complete mobile wall access easily and quickly.

Environmental Retrofits

Retrofitting your boiler can require a complex scaffold structure, large labor field and access to difficult burner mounting angles. Systems Scaffold is ideal for these situations. For jobsite

adjustments, Systems can have its horizontal and diagonal members individually removed and placed after erection. In addition, unlike many other scaffold designs, Systems features a seven-foot clearance between deck levels, allowing contractors a safer, more convenient work area.

Insulation Done Right

Whatever the insulation needs are at your power plant, we have it covered. Our services include:

- Demolition / Installation
- Cryogenic Systems
- High Temperature Systems
- Removable Insulation Blankets
- Standing Seam Panels
- Soundproofing and Weatherproofing
- Appraisals

High-performance Coatings

We also specialize in the application of high-quality coatings. Our services include:



- Abrasive Blasting and Sandblasting
- Industrial Painting and Coatings
- Off Site Blasting and Coating Facilities
- CUI Management (Corrosion Under Insulation)
- Fireproofing Systems
- Asbestos and Lead Abatement
- Asset Management Programs

Safety is Number One

Environmental Health and Safety (EHS) is our number one value. It's a basic right, and our first and foremost responsibility is protecting our workers, along with everyone working with our products and services. We have an outstanding track record in safety, and we can provide onsite expertise to assist in field management, including assurance of OSHA, Cal/OSHA and OH&S compliance.

In addition, we have established the SmartAcademy to train

employees in the best, safest practices. We are committed to maintaining and continuously improving our safety performance – setting the standard in our industry.

Ultimately, we believe that safety drives efficiency and productivity. The equation we like to use is SAFETY + EFFICIENCY = PERFORMANCE + PRODUCTIVITY. Bottom line: the safest company will also deliver the best quality and performance at the lowest total installed cost.

Through SMART Safety, Innovation, Planning, Process and Expertise, our people come up with ideas every day – THE SMART WAY – by sharing knowledge and resources. It's who we are. It's how we work. The result? Safe, productive worksites and the lowest total installed cost.

"We know Safway has the right equipment, and we know they have the design (engineering) services we need for an environment like this.

- SPX Cooling Technologies

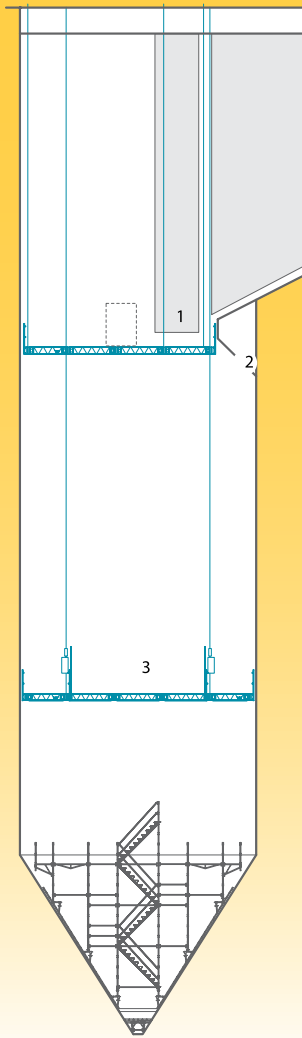
Let Us Partner With You

Versatile products and services are only part of what we offer our customers. We also provide the planning, processes, technology and people to make every project a success from start to finish.

We offer several contract options – including performance contracts – where we share in the risks with you. We have more inventory and locations; an in-house staff of licensed civil, structural and mechanical engineers supported by state-of-the-art 3-D Computer-Aided Design (CAD) and structural analysis software; SafScan™ HD Laser Surveying; and the Safway Tracking System (STS), the most robust project management tool in the industry, which provides complete cost transparency.

By combining our extensive resources, together with our expertise and experience, we can work with you as a strategic partner, developing and implementing innovative and highly efficient access and industrial service solutions. We look forward to partnering with you on your next project.


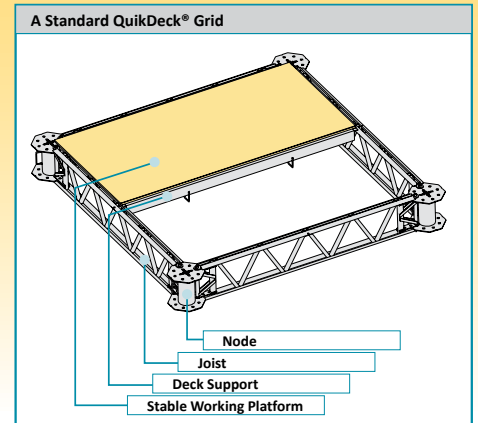
With more than 115 locations in the U.S. and Canada and a growing system of distributors worldwide, Safway Group companies deliver efficient, high-performance multiservice solutions – THE SMART WAY – by offering experience and expertise in access, scaffolding, insulation, fireproofing, surface preparation and coatings. Safway has been an industry leader since 1936 and Safway Group companies serve the petrochemical, oil and gas, power, refining, marine, manufacturing, transportation and commercial construction industries.



Start at the Top

Get to boiler repairs and maintenance faster with the QuikDeck Suspended Access System.

- 1 Components break down to fit through narrow openings.**
 - 15" depth of section truss (nominal)
 - Components break down to fit through narrow openings
 - Efficient product design can mean lowered material costs
- 2 Build platforms "in the air" from access hatches.**
 - Ease of assembly can reduce installation time and help decrease downtime
 - Use as vertically traveling platforms for access wherever the project calls for it
- 3 Solid platform gives workers sturdy surface to work on.**
 - Solid platform decreases chance of falling equipment, debris or tools and is safer for workers below
 - Additional Systems Scaffold can be erected on the platform



Safway Group Holding LLC

N19 W24200 Riverwood Drive
Waukesha, WI 53188

Toll free: (800) 558-4772
Telephone: (262) 523-6500

www.safwaygroup.com